

PROJECT:
CAT.NO:
NOTES:

DATE:
TYPE:
VOLTS:

ARCLUX
SERIES

LDXR

Linear . Direct . Recessed



RECESSED


GENERAL DESCRIPTION

LED luminaire for **recessed** installation.

Features a minimalistic and clean design providing a superior quality of lighting.

Ideal for commercial or architectural environments.

Row mounting available, consult factory.



2019-10-07

CONSTRUCTION

Extruded aluminum body.

FINISH

High gloss white polyester baked powder coat enamel.



CERTIFICATION

Approved to UL1598 and CSA C22.2 No. 250 standards**
Suitable for damp locations.



*LED Five (5) year limited warranty.

**Normal temperature: -20 degrees Celsius to +25 degrees Celsius.

SHIELDING

Snap-in flat frosted acrylic lens.

ELECTRICAL

3000K 3500K 4000K 5000K

120V - 277V 347V

L80 performance at 60,000 hours minimum. 80 CRI Standard.
Other dimming options, lumen options, 90CRI and lengths available.
Consult factory.

Specifications are subject to change.
Please confirm latest specifications prior to placing order.

ORDERING INFORMATION

| LDXR | WIDTH | LENGTH | MOUNTING | LUMENS | CCT | FA | SHIELDING | DRIVER |
|------|-------------------------|--------------------|-----------------------------------|--|--|---|-----------|--|
| | 40 = 40mm (1.57") | 2 = 2ft 4 = 4ft | T = Trim *T-Bar and Drywall | 80 = 800lm/ft 100 = 1000lm/ft 120 = 1200lm/ft | 30K = 3000K 35K = 3500K 40K = 4000K 50K = 5000K | FA = Flat Frosted Acrylic (Snap-in) | | MV = Standard 120V-277V Dimming (0-10V) 347 = Standard 347V Dimming (0-10V) *emergency driver available, consult factory |

PROJECT:
CAT.NO:
NOTES:

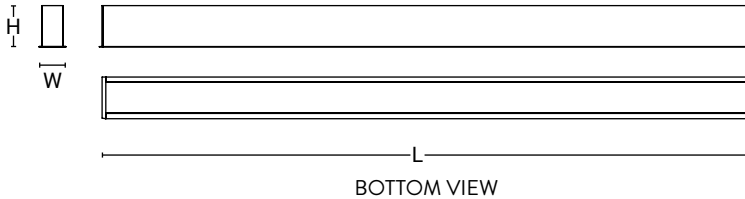
DATE:
TYPE:
VOLTS:

LDXR

DIMENSIONS

2019-09-11

| SIZE | L | W | H | MTG L | MTG W |
|----------------|--------|-------|-------|--------|-------|
| LDXI-40 | | | | | |
| 2FT | 23.75" | 1.55" | 3.15" | 24.00" | 2.50" |
| 4FT | 47.75" | 1.55" | 3.15" | 48.00" | 2.50" |
| 8FT | 95.75" | 1.55" | 3.15" | 96.00" | 2.50" |
| LDXI-60 | | | | | |
| 2FT | 23.75" | 2.35" | 3.40" | 24.00" | 3.25" |
| 4FT | 47.75" | 2.35" | 3.40" | 48.00" | 3.25" |
| 8FT | 95.75" | 2.35" | 3.40" | 96.00" | 3.25" |
| LDXI-95 | | | | | |
| 2FT | 23.75" | 3.75" | 3.95" | 24.00" | 4.75" |
| 4FT | 47.75" | 3.75" | 3.95" | 48.00" | 4.75" |
| 8FT | 95.75" | 3.75" | 3.95" | 96.00" | 4.75" |



ANATOMY

HIGH PERFORMANCE LENS

Snap-in flat frosted acrylic lens

ALUMINUM EXTRUDED HOUSING

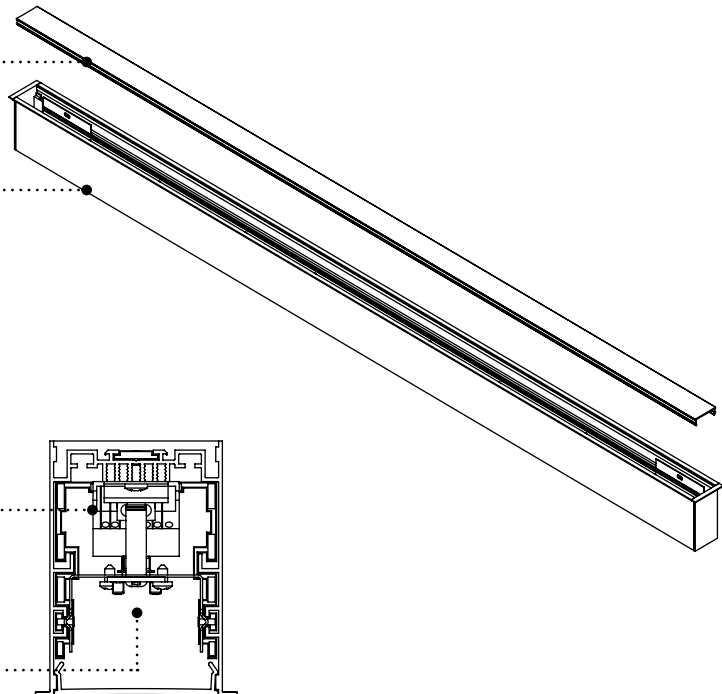
High gloss white polyester baked powder coat enamel

LED DRIVER

Dimming 0-10V

LED LIGHT ENGINE

Mounted on internal high reflectance white painted reflector



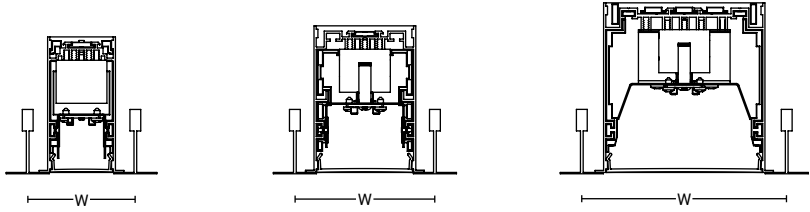
LDXR

SIZES

2019-06-06

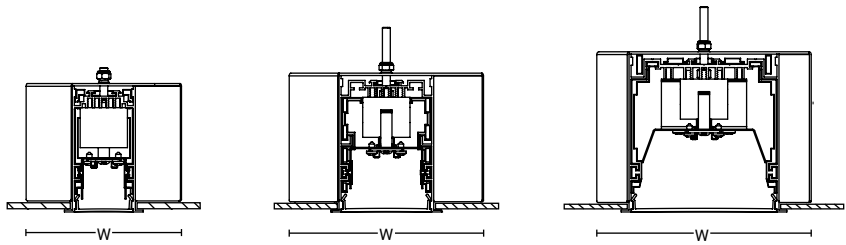
TRIM T-BAR CEILING CUT OUT SIZES

| SIZE | W |
|---------|-------|
| LDXR-40 | 2.50" |
| LDXR-60 | 3.25" |
| LDXR-95 | 4.75" |



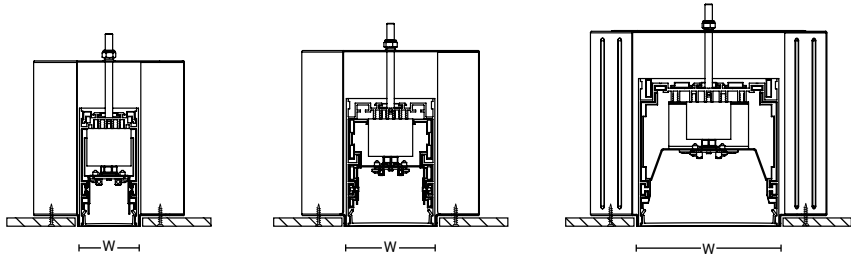
TRIM DRY WALL CUT OUT SIZES

| SIZE | W |
|---------|-------|
| LDXR-40 | 1.75" |
| LDXR-60 | 2.50" |
| LDXR-95 | 4.00" |



TRIMLESS DRY WALL CUT OUT SIZES

| SIZE | W |
|---------|-------|
| LDXR-40 | 1.57" |
| LDXR-60 | 2.36" |
| LDXR-95 | 3.74" |



PROJECT:
CAT.NO:
NOTES:

DATE:
TYPE:
VOLTS:

ARCLUX[®]
SERIES

LDXR

WATTAGE & EFFICACY

2019-07-03

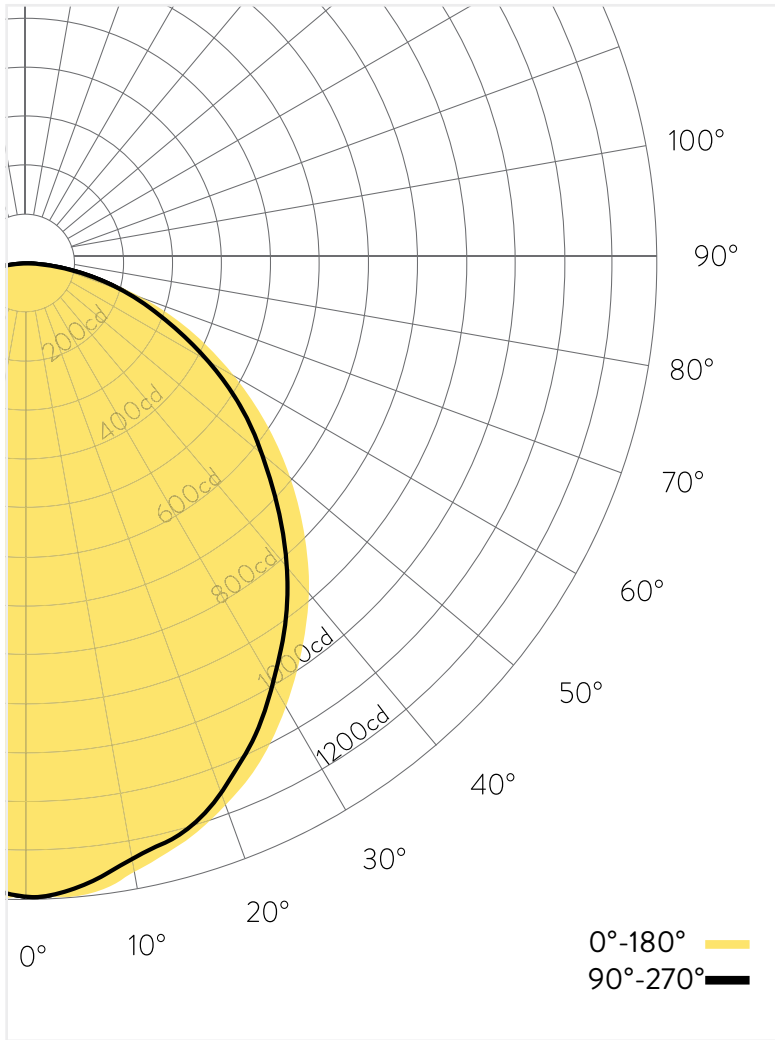
| CATALOGUE NUMBER | LUMENS (lm/ft) | CCT (K) | WATTAGE (W) | EFFICACY (lm/W) |
|---------------------------|----------------|---------|-------------|-----------------|
| LDXR-40-2-T-100-40K-FA-MV | 1000lm/ft | 4000K | 22 | 91 |
| LDXR-40-4-T-100-40K-FA-MV | 1000lm/ft | 4000K | 43 | 94 |
| LDXR-40-6-T-100-40K-FA-MV | 1000lm/ft | 4000K | 64 | 94 |
| LDXR-40-8-T-100-40K-FA-MV | 1000lm/ft | 4000K | 84 | 96 |
| LDXR-60-2-T-100-40K-FA-MV | 1000lm/ft | 4000K | 19 | 106 |
| LDXR-60-4-T-100-40K-FA-MV | 1000lm/ft | 4000K | 36 | 112 |
| LDXR-60-6-T-100-40K-FA-MV | 1000lm/ft | 4000K | 53 | 112 |
| LDXR-60-8-T-100-40K-FA-MV | 1000lm/ft | 4000K | 72 | 112 |
| LDXR-95-2-T-100-40K-FA-MV | 1000lm/ft | 4000K | 18 | 114 |
| LDXR-95-4-T-100-40K-FA-MV | 1000lm/ft | 4000K | 33 | 121 |
| LDXR-95-6-T-100-40K-FA-MV | 1000lm/ft | 4000K | 49 | 122 |
| LDXR-95-8-T-100-40K-FA-MV | 1000lm/ft | 4000K | 66 | 121 |

PROJECT:
CAT.NO:
NOTES:

DATE:
TYPE:
VOLTS:

LDXR

CAT NO: LDXR-60-8-80-35K



ZONAL LUMEN SUMMARY

| Zone | Lumens |
|-------------------|----------|
| 0.00° - 10.00° | 144.94 |
| 10.00° - 20.00° | 338.36 |
| 20.00° - 30.00° | 500.25 |
| 30.00° - 40.00° | 580.92 |
| 40.00° - 50.00° | 577.11 |
| 50.00° - 60.00° | 500.24 |
| 60.00° - 70.00° | 363.83 |
| 70.00° - 80.00° | 189.38 |
| 80.00° - 90.00° | 43.72 |
| 90.00° - 100.00° | 1.44 |
| 100.00° - 110.00° | 0.00 |
| 110.00° - 120.00° | 0.00 |
| 120.00° - 130.00° | 0.00 |
| 130.00° - 140.00° | 0.00 |
| 140.00° - 150.00° | 0.00 |
| 150.00° - 160.00° | 0.00 |
| 160.00° - 170.00° | 0.00 |
| 170.00° - 180.00° | 0.00 |
| 0.00° - 90.00° | 3,238.75 |
| 90.00° - 180.00° | 1.44 |
| 0.00° - 180.00° | 3,238.75 |

CONE OF LIGHT

| Mtg Height | Light Level | Beam Diameter |
|------------|-------------|---------------|
| 6.0 ft | 35.9 fc | 14.6 ft |
| 8.0 ft | 20.2 fc | 19.4 ft |
| 10.0 ft | 12.9 fc | 24.3 ft |
| 12.0 ft | 9.0 fc | 29.1 ft |
| 15.0 ft | 5.8 fc | 36.4 ft |

| | 0.00° | 45.00° | 90.00° |
|--------|--------|--------|--------|
| 0.00° | 17,618 | 17,618 | 17,618 |
| 45.00° | 14,242 | 6,996 | 5,651 |
| 55.00° | 12,843 | 5,262 | 4,088 |
| 65.00° | 11,137 | 3,599 | 2,696 |
| 75.00° | 8,014 | 1,866 | 1,329 |
| 85.00° | 3,256 | 353 | 247 |

INDOOR CU TABLE

| | | | | | | | | | | | | | | | |
|------------|--------------|--------|--------|--------|--------|--------|--------|--------|--------|--------|--------|--------|--------|--------|--------|
| | pfc | 20.00% | 20.00% | 20.00% | 20.00% | 20.00% | 20.00% | 20.00% | 20.00% | 20.00% | 20.00% | 20.00% | 20.00% | 20.00% | 20.00% |
| | pcc | 80.00% | 80.00% | 80.00% | 80.00% | 70.00% | 70.00% | 70.00% | 70.00% | 50.00% | 50.00% | 50.00% | 30.00% | 30.00% | 10.00% |
| | pw | 70.00% | 50.00% | 30.00% | 10.00% | 70.00% | 50.00% | 30.00% | 10.00% | 50.00% | 30.00% | 10.00% | 50.00% | 30.00% | 50.00% |
| | 0.00 | 85.22 | 85.22 | 85.22 | 85.22 | 83.24 | 83.24 | 83.24 | 83.24 | 79.53 | 79.53 | 79.53 | 76.14 | 76.14 | 73.03 |
| | 1.00 | 78.23 | 74.97 | 72.04 | 69.41 | 76.30 | 73.35 | 70.69 | 68.28 | 70.31 | 68.12 | 66.12 | 67.52 | 65.74 | 64.95 |
| | 2.00 | 71.38 | 65.69 | 60.99 | 57.04 | 69.52 | 64.35 | 60.02 | 56.36 | 61.81 | 58.18 | 55.04 | 59.48 | 56.45 | 57.32 |
| | 3.00 | 65.26 | 57.95 | 52.29 | 47.78 | 63.51 | 56.82 | 51.57 | 47.34 | 54.70 | 50.20 | 46.50 | 52.73 | 48.90 | 50.91 |
| | 4.00 | 59.89 | 51.53 | 45.41 | 40.74 | 58.27 | 50.59 | 44.87 | 40.45 | 48.80 | 43.83 | 39.89 | 47.14 | 42.83 | 45.60 |
| RCR | 5.00 | 55.19 | 46.20 | 39.91 | 35.27 | 53.70 | 45.40 | 39.49 | 35.08 | 43.89 | 38.68 | 34.69 | 42.48 | 37.90 | 41.16 |
| | 6.00 | 51.06 | 41.71 | 35.44 | 30.94 | 49.70 | 41.04 | 35.11 | 30.80 | 39.75 | 34.47 | 30.53 | 38.55 | 33.85 | 37.43 |
| | 7.00 | 47.42 | 37.92 | 31.76 | 27.45 | 46.19 | 37.35 | 31.50 | 27.34 | 36.25 | 30.98 | 27.14 | 35.22 | 30.48 | 34.26 |
| | 8.00 | 44.21 | 34.69 | 28.70 | 24.58 | 43.10 | 34.19 | 28.48 | 24.50 | 33.25 | 28.06 | 24.35 | 32.37 | 27.65 | 31.53 |
| | 9.00 | 41.36 | 31.90 | 26.11 | 22.20 | 40.35 | 31.48 | 25.93 | 22.14 | 30.66 | 25.59 | 22.03 | 29.90 | 25.25 | 29.18 |
| | 10.00 | 38.82 | 29.49 | 23.91 | 20.20 | 37.91 | 29.12 | 23.76 | 20.15 | 28.42 | 23.47 | 20.06 | 27.75 | 23.19 | 27.12 |