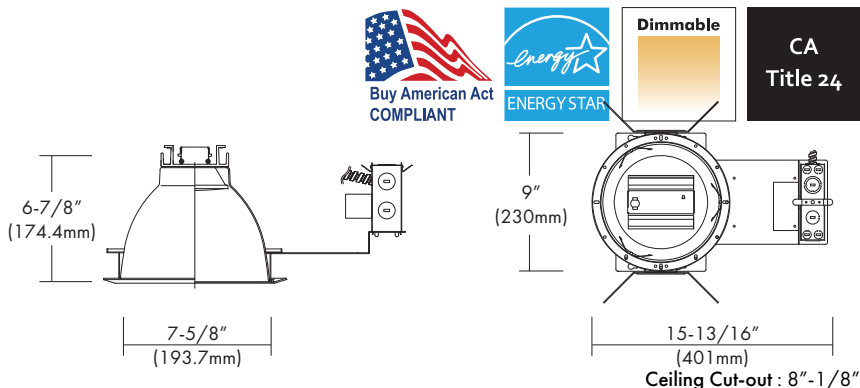


# LEDH-AFK8

120V-277VAC LED 8", Non-IC, Architectural Frame-in Kit  
Down Light with interchangeable Reflector Trims

Catalog #		Type
Project		Date
Prepared by		

## 8" LED Architectural Frame-in Kit



## DESCRIPTION

The LEDH-AFK8 is a 8" LED, Non-IC, Frame-in kit and is available with multiple Trim styles. Designed for use in non-insulated ceilings, Insulation material must be kept a minimum of 3" from fixture. Available with a 14W, 23W, 30W or 45W, high efficacy LED engine and universal, dimmable drivers. The special optical diffuser produces high lumen transmission and even illumination. Suitable for Wet Locations.

## DESIGN FEATURES

### Mounting Ring

- 20-gauge CRS mounting ring, painted black. The 1-5/8" deep collar may be used with various ceiling material thicknesses.

### LED Module & Trim

- Painted, extruded aluminum heat sink designed to facilitate efficient heat dissipation for superior thermal management and reliability.
- LED engine includes LED, heat sink and lens assembly.
- Heavy gauge aluminum reflector anodized in clear haze or white paint finishes. Multiple trim styles and finishes are available.

### LED Driver

- Universal, 120~277V input, high efficacy drivers with dimming capability by ① a Triac 120V low voltage electronic dimmer switches or ② 0-10V, Triac & ELV dimmer switches.
- Drivers feature power factor >.90, THD <20% with integral thermal protection to sense over temperature or electrical issues.
- Driver mounts externally to the module to allow future replacement or upgrading if desired.
- Optional Lutron Hi-lume A-Series, LED drivers and EcoSystem 5-Series LED drivers are available. Lutron drivers provide flicker-free, smooth, continuous dimming down to 1% for Hi-lume and 5% for EcoSystem. (Contact factory for dimming system requirements)

### Mounting Channel Bracket

- Commercial mounting kit provides up to 5" vertical adjustment and accommodates 1/2" EMT conduit. Optional HBC-24 bar hanger for T-bar grid or concealed spline ceiling are also available.

### Junction Box

- Listed for through branch circuit wiring. (Max. 8 No 12 AWG 90°C branch circuit conductors: 4 in, 4 out)
- (5) 1/2" knockouts with pry-out slots and (4) knockouts with Romex cable clamps.
- Ground wire provided on J-box.

### Options

- Emergency battery back-up : Available in mounted to fixture or remote adjacent to luminaire (consult with factory for space requirements).

### Limited Warranty

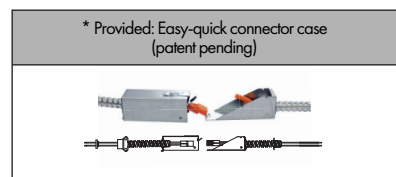
- LED Module: 5 years/50K hours
- Product/Driver: 3 years

### Listing

- cETLus Wet Location
- ENERGY STAR
- California Title 24

SPECIFICATION				
Input Voltage	120-277VAC			
Wattage (+/-5%)	14W	23W	30W	45W
Lumen (+/-5%)	960	1,760	2,280	3,340
Efficacy (LPW)	68.6	76.5	76	74.2
Beam Angle	63°	64.2°	63.3°	62.9°
CRI (Typical)	80, 90			
CCT (Color +/-5%)	2700K, 3000K, 3500K, 4000K			
Dimming	0-10V, ELV & TRIAC Optional Lutron Drivers			
LED Module	5 yr/50K hr			
Environment	Wet Location			

Triac Approved Dimmers
* Lutron: NovaT (Ntelv 300 & 600) Divva (Dvelv-300P & 303P)
* Leviton: Acenti: Ate06-1Lw * Leviton Trimatron #705W (incandescent)
0-10V Approved Dimmers
* Lutron: Nova® 0-10V : NTFTV Divva® 0-10V : DVTV
* Leviton: Decora 0-10V : IP710DL
<b>Consult tech. service or factory for additional dimmers</b>



# HOUSING COMPATIBILITY for the LEDH-AFK8 RETROKIT ONLY

LEDH-AFK8 ETL Listed for installation in the following Lumtech standard architectural housings;

- 8" : FH-VC8, FH-VA8, FH-VAR8, FH-HA8, FH-HAR8, FH-HC8, IH-VF8300, IH-VA8300, IH-VAR8300, IH-HF8300, IH-HA8300, IH-HAR8300, MH-VF8, MH-VA8, MH-VAR8, MH-(HF8, HA8, HAR8)

LEDH-AFK8 ETL Listed for retrokit in the following 8" architectural housing;

- **Halo** : PD7V142E, PD7V120, PD7V501E, PD7V701E, PD7V1001E, PD7V70XIE, PD7V100X1E
- **Junio** : CV8-126/32/42T, TC908, MX8-(70,100), M8-(70,100)
- **Lithonia** : LP8F, CCR82, LP8H, LP8

## TRIM

\* Wide beam reflector is standard. Also available narrow beam in reflector(consult with factory).



**LEDT-R84**  
Specular Open Reflector


**LEDT-R814**  
Baffle w / Reflector

**LEDT-R841**  
Baffle w / Regressed Lens

**LEDT-R822**  
Reflector w / Regressed Lens

**LEDT-R836**  
Wall Wash w / Reflector Plate

**LEDT-R840**  
Reflector w / Frosted Floating Lens

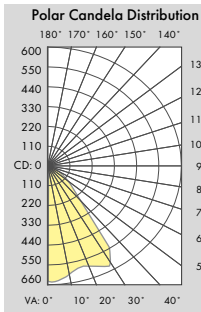


**LEDT-R850**  
Reflector with Frosted 3.5" Center Hole Lens

\* All trims are rated for damp location and regressed lens trims are wet location listed.  
\* LEDT-R841 & LEDT-R822 are suitable and rated for shower location.

## PHOTOMETRIC REPORT

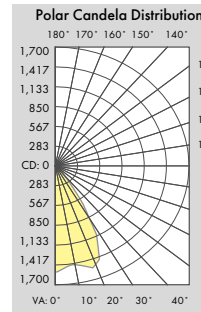
\* Contact Factory for IES File



Illuminance at a Distance	
Center Beam FC	Beam Width
2.0ft	163.9 fc
4.0ft	41.0 fc
6.0ft	18.2 fc
8.0ft	10.2 fc
10.0ft	6.6 fc
12.0ft	4.6 fc

Beam Spread: 63.3°

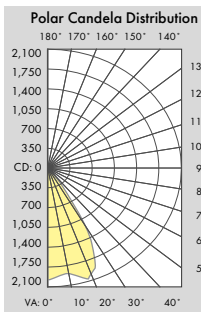
[LEDH-AFK8-14-830+LEDT-R84]



Illuminance at a Distance	
Center Beam FC	Beam Width
2.0ft	378.7 fc
4.0ft	94.7 fc
6.0ft	42.1 fc
8.0ft	23.7 fc
10.0ft	15.1 fc
12.0ft	10.5 fc

Beam Spread: 64.2°

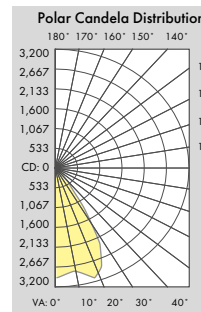
[LEDH-AFK8-23-830+LEDT-R84]



Illuminance at a Distance	
Center Beam FC	Beam Width
2.0ft	497.7 fc
4.0ft	124.4 fc
6.0ft	55.3 fc
8.0ft	31.1 fc
10.0ft	19.9 fc
12.0ft	13.8 fc

Beam Spread: 63.3°

[LEDH-AFK8-30-830+LEDT-R84]



Illuminance at a Distance	
Center Beam FC	Beam Width
2.0ft	732.2 fc
4.0ft	183.1 fc
6.0ft	81.4 fc
8.0ft	45.8 fc
10.0ft	29.3 fc
12.0ft	20.3 fc

Beam Spread: 62.9°

[LEDH-AFK8-45-830+LEDT-R84]

## Ordering Information

Model	-Watts	-CRI	Color Temp.**	Driver*	Trim	-Reflector Finish**	Baffle Finish for LEDT-R814 & R841	Optional Metal Trim Ring Finish
LEDH-AFK8 = 8", Non-IC, Architectural Frame-in Down Light Kit	-14 = 14W -23 = 23W -30 = 30W -45 = 45W	-8 = 80 -9 = 90	27 = 2700K 30 = 3000K 35 = 3500K 40 = 4000K	UTD = 120-277VAC, Triac: 10-100% Dimming (14, 23 & 30W only) UZTD = 120-277V, 0-10V, Triac & ELV: 1-100% Dimming LTD = Lutron Hi-lume 1% Dimming LSD = Lutron EcoSystem 5% Dimming LTE = Lutron Hi-lume 1% 2-Wire Dimming * - Option -EM = Emergency battery backup	LEDT-R84 LEDT-R814 LEDT-R841 LEDT-R822 LEDT-R836 LEDT-R840 LEDT-R850	-HC = Haze Clear -WH = White Painted	-WH = White -BK = Black	-WH = White Plastic Trim Ring (Standard) -WMR = White Metal Ring -SN = Satin Nickel -CH = Chrome -SF = Polished Self-Flange (for Open or Wall Wash Reflectors ONLY)

Example : LEDH-AFK8-14-830UTD-EM

LEDT-R84-HC-WH

\*\* Consult factory for other Color Temperatures and Finishes

