


WCED-4DC/P Series

120V LED, DoB 4" Round Ceiling and Pendant Mount Cylinders

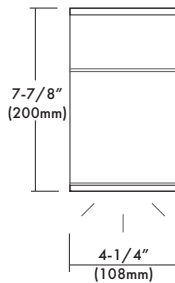


Catalog #		Type
Project		Date
Prepared by		

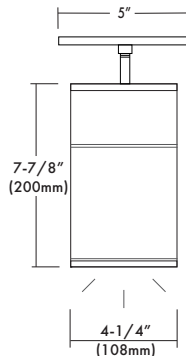
4" LED Cylinder



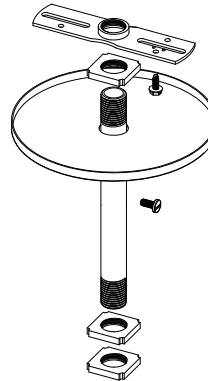
WCED-4DC/P



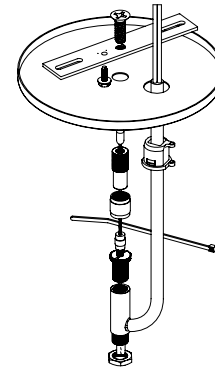
(Ceiling Mount)



(Pendant Mount)



(Standard Pendant)



(Pendant Cable and Cord)



DESCRIPTION

The WCED-4D 4" Round Cylinders are Wet Location and IP65 rated for outdoor use. These cylinders come in two versions: ceiling "C" and pendant "P". The pendant mount cylinders are available with the standard pendant, swivel mount pendant, or pendant cable and cord. The fixtures are offered in 15W, 20W and 30W LED, DOB modules with a customized IC, highbred circuit on board with dimming down to 5% with most of Triac dimmers on the market. DOB, 120V AC Direct technology has low heat, great reliability and has been designed for these fixtures to operate environments between -22° F to 104° F (-30° C to 40° C).

DESIGN FEATURES

Features

- All aluminum construction, powder coat painted in white, black or silver finish for harsh, weatherproof applications.
- DOB, 120V AC Direct technology in 15W, 20W or 30W dimmable modules with integrated circuit, customized chips on board.
- 80 or 90 CRI with color temperatures in 2700K, 3000K, 3500K, 4000K or 5000K.
- Wet Location, IP65 Rated.

Mounting

- Mount completely assembled fixture directly on a ceiling J-box.

Limited Warranty

- LED Module: 5 years/50K hours
- Products: 3 years

Listing

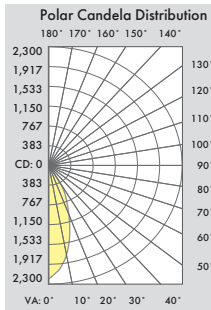
- cCSA-us Wet Location

SPECIFICATION			
Input Voltage	120VAC		
Wattage (+/-5%)	15W	20W	30W
Lumen (+/-5%)	1,190	1,415	2,110
Efficacy (LPW)	79.3	70.8	70.3
Beam Angle	42°	42.5°	49°
CRI (Typical)	80, 90		
CCT (Color +/-5%)	2700K - 5000K		
Dimming	Triac (Standard)		
LED Module	5 yr/50K hr		
Environment	Wet Location		

120V Approved Dimmers
* Lutron: Skylark S-600 : MRF2-6DN-120 : MACL-153M : DVLV-600P : SELV-300P : CTCL-153P : DVELV-303P : DVCL-153P
* Leviton: D600R, Acenti: Ate06, Trimatron #705W
* Cooper Devine incandescent dimmer 600W
* Pass & Seymour harmony incandescent 600W
* Consult tech. service or factory for additional dimmers ** Consult with factory if you are not using the approved dimmers

PHOTOMETRIC REPORT

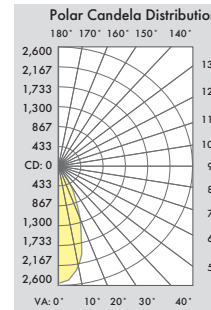
* Contact Factory for IES File



	Center Beam FC	Beam Width
2.0ft	551.5 fc	1.5 ft
4.0ft	137.9 fc	3.1 ft
6.0ft	61.3 fc	4.6 ft
8.0ft	34.5 fc	6.1 ft
10.0ft	22.1 fc	7.7 ft
12.0ft	15.3 fc	9.2 ft

Beam Spread: 42°

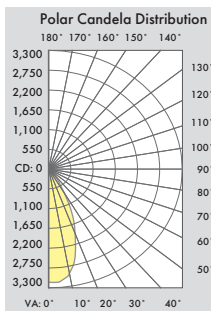
[WCED-4DC/P-15-830]



	Center Beam FC	Beam Width
2.0ft	635.6 fc	1.6 ft
4.0ft	158.9 fc	3.1 ft
6.0ft	70.6 fc	4.7 ft
8.0ft	39.7 fc	6.2 ft
10.0ft	25.4 fc	7.8 ft
12.0ft	17.7 fc	9.3 ft

Beam Spread: 42.5°

[WCED-4DC/P-20-830]



	Center Beam FC	Beam Width
2.0ft	791.3 fc	1.8 ft
4.0ft	197.8 fc	3.7 ft
6.0ft	87.9 fc	5.5 ft
8.0ft	49.5 fc	7.3 ft
10.0ft	31.7 fc	9.2 ft
12.0ft	22.0 fc	11.0 ft

Beam Spread: 49°

[WCED-4DC/P-30-830]

Ordering Information

Model	-Pendant Style/Length	-Watts	-CRI	Color Temp.*	Driver	-Housing Finish*
WCED-4DC = Ceiling Mount WCED-4DP = Pendant Mount	Place Style <i>before</i> length - = Standard Pendant - S = Swivel Mount Pendant <i>Pendant Lengths</i> 3 = 3 Inches 6 = 6 Inches 12 = 12 Inches 18 = 18 Inches 24 = 24 Inches 36 = 36 Inches 48 = 48 Inches <i>Cable and Cord Lengths</i> C12 = 12 Inches C24 = 24 Inches C36 = 36 Inches C50 = 50 Inches C72 = 72 Inches C120 = 120 Inches	-15 = 15W -20 = 20W -30 = 30W	-8 = 80 CRI -9 = 90 CRI	27 = 2700K 30 = 3000K 35 = 3500K 40 = 4000K 50 = 5000K	DOB = 120V Direct Driver on Board (dimnable with most Line or Low Voltage Dimmers)	-WH = White -BK = Black -SI = Silver

Example: WCED-4DC-20-830-DOB-WH

* Consult factory for other Color Temperatures and Finishes