

PIN

Design by Ichiro Iwasaki.

Reference

1694.

Application

Wall Fixtures

Installation type

Surface mounted

Description

Wall lamp. Design by Ichiro Iwasaki. Wall light which provides passageways with ambient illumination via indirect light. Available in black and cream matte finishes.

Diffuser

Polycarbonate diffuser

Materials

Head: Aluminum

Base: Zinc aluminum alloy

Diffuser: Polycarbonate

Rods: Steel

Finishes

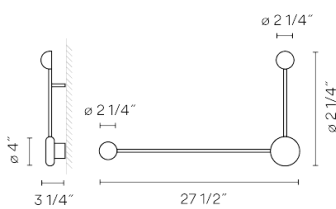


1694-04 Black (NCS 9000N)



1694-58 Cream (NCS S 2005-Y20R)

Sketch



Electrical characteristics

2 x LED 4.5W 350mA

Total 9.0 W



VIBIA



Light source: 2700K CRI >90 905.9 lm 100.66 lm/W

Fixture: 382.79 lm 42.53 lm/W

Driver included: CC - Constant Current 350 mA 100-240V 50/60Hz

Electronic dimming: NO DIMMING

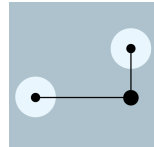
Installation and assembly

Please see the installation manual

Light distribution

Indirect lighting

Lamp that emits an upward or backward beam that is reflected by the ceiling or wall.



Photometric data

Efficiency : 46.35%

Coordinate system : CG

Total flux : 900.00

Maximum value : 192.66

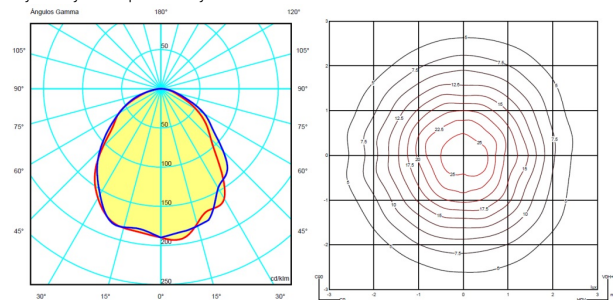
Light position : C=340.00 G=10.00

Symmetry on the planes : Asymmetric

Isolux : Floor

Light position :

X=0.00m Y=0.00m Z=2.50m



Certificates

